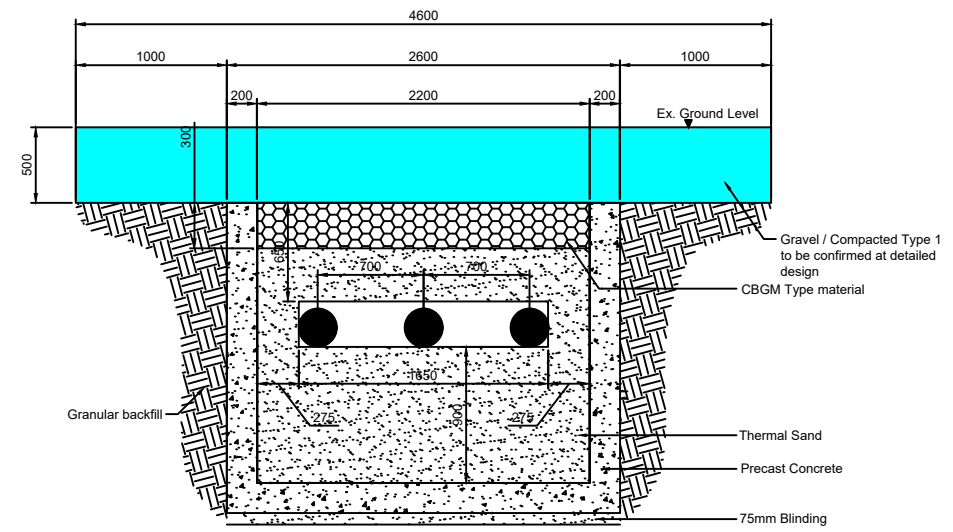
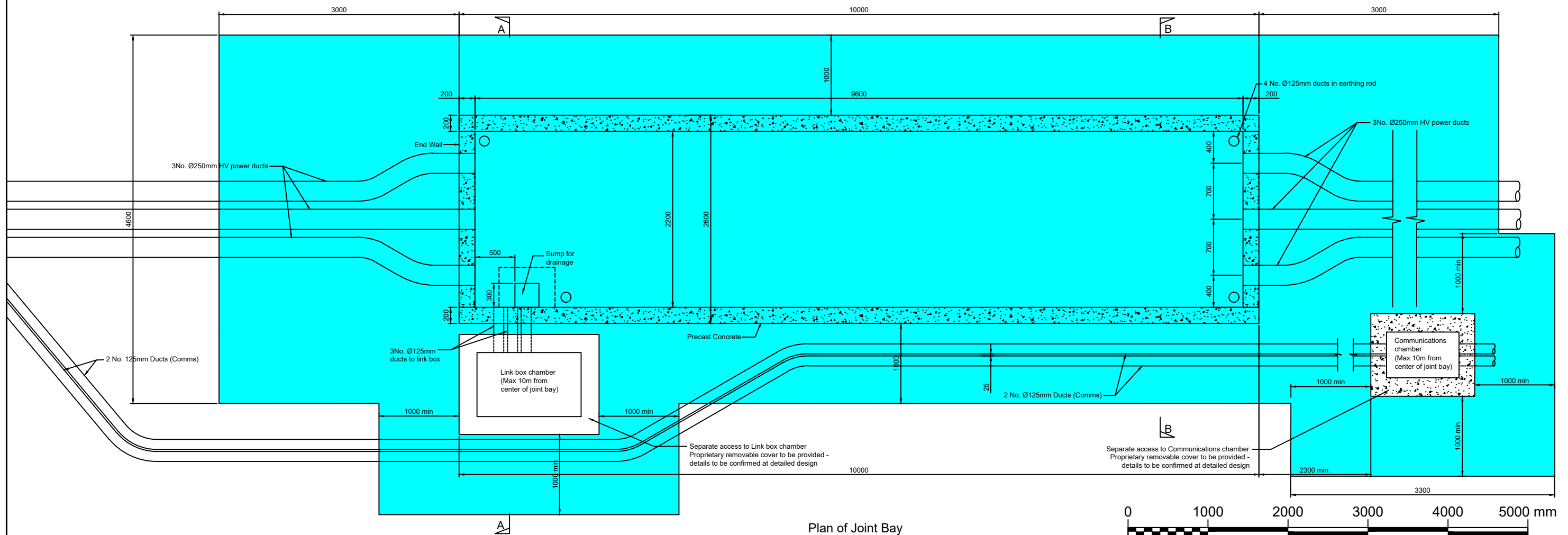


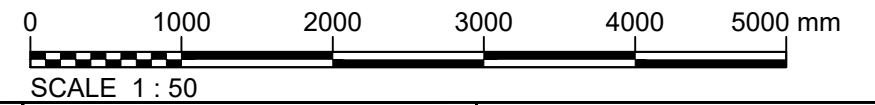
Section A-A



Section B-B



Plan of Joint Bay



C:\ms64858\32-1084AJ-JAC-ZZ-XX-DR-C-0007.dwg - 3/8/2024 10:00:41 AM - A3 - SUDARSES

Rev	Rev. Date	Purpose of revision	Orig	Checked	Rev'd	Appr'd
P04	07/03/24	Issued for Planning	GG	DH		GS
P03	30/01/24	Issued for Planning	OS	DH		GS
P02	01/12/23	Issued for Planning	OS	DH		FL
P01	17/08/23	Issued for Planning	OS	DH		FL

NOTES

- FOR PLANNING PURPOSES ONLY. NOT FOR CONSTRUCTION.
- ALL DIMENSIONS ARE IN MILLIMETRES UNLESS OTHERWISE NOTED.
- WHERE LEVELS ARE SHOWN, ALL LEVELS ARE IN METRES ABOVE MALIN HEAD DATUM.
- THE LOCATIONS OF THE JOINT BAYS, TELECOMMUNICATIONS CHAMBERS, LINK BOXES, PASSING BAYS, HORIZONTAL DIRECTIONAL DRILLING AREAS AND LAYDOWN AREAS ARE SUBJECT TO DETAILED DESIGN.
- LINK BOX CHAMBER AND C2 COMM CHAMBER FINAL POSITIONING TO BE AGREED WITH EIRGRID PRIOR TO INSTALLATION.

REFERENCE DRAWINGS

32108AJ-JAC-ZZ-XX-DR-Z-2101 to Site Location Map Sheets 1 to 47
32108AJ-JAC-ZZ-XX-DR-Z-2147

LEGEND

	Gravel / Compacted Type 1 Hardstand
	Granular Backfill
	Precast Concrete
	Thermal Sand
	CBGM Type material

Jacobs
Merion House, Merion Road, Dublin, D04R2C5, Ireland
Phone: +353 (0)1 269 5666 Fax: +353 (0)1 269 5497
www.jacobs.com

Client: **EirGrid**

Project: **EAST MEATH NORTH DUBLIN GRID UPGRADE**

Drawing title: **400KV CABLE JOINT BAY HARDSTANDING IN FIELDS PROPOSED DETAILS**

Drawing status: **FOR PLANNING** Suitability: **S2**

Scale: 1:50 @ A3 DO NOT SCALE

Jacobs No. 321084AJ Rev

Client No. CP1021 P04

Drawing number: **321084AJ-JAC-ZZ-XX-DR-C-0007**