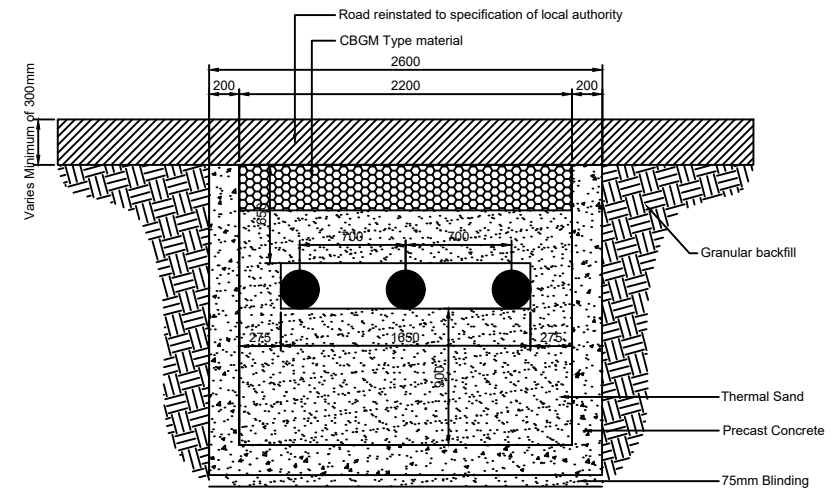
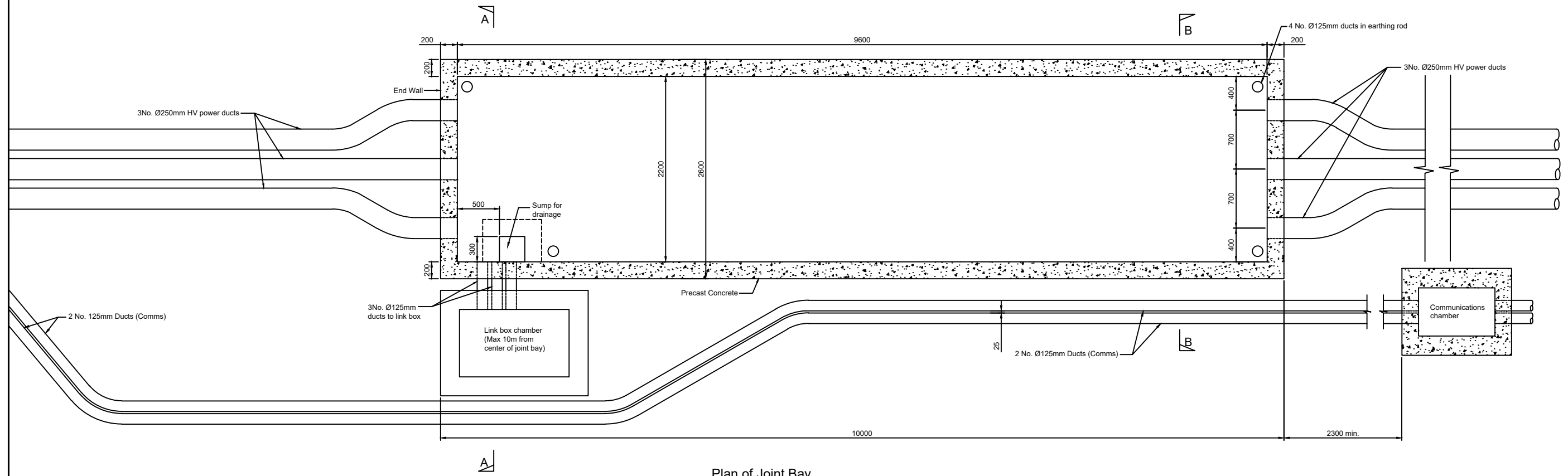


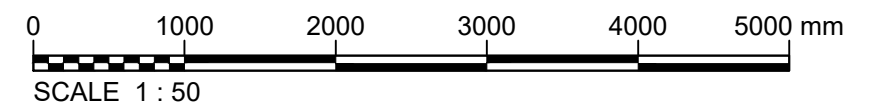
Section A-A



Section B-B



Plan of Joint Bay



NOTES

- FOR PLANNING PURPOSES ONLY. NOT FOR CONSTRUCTION.
- ALL DIMENSIONS ARE IN MILLIMETRES UNLESS OTHERWISE NOTED.
- WHERE LEVELS ARE SHOWN, ALL LEVELS ARE IN METRES ABOVE MALIN HEAD DATUM.
- THE LOCATIONS OF THE JOINT BAYS, TELECOMMUNICATIONS CHAMBERS, LINK BOXES, PASSING BAYS, HORIZONTAL DIRECTIONAL DRILLING AREAS AND LAYDOWN AREAS ARE SUBJECT TO DETAILED DESIGN.
- LINK BOX CHAMBER AND C2 COMM CHAMBER FINAL POSITIONING TO BE AGREED WITH EIRGRID PRIOR TO INSTALLATION.

REFERENCE DRAWINGS

32108AJ-JAC-ZZ-XX-DR-Z-2101 to Site Location Map Sheets 1 to 47
32108AJ-JAC-ZZ-XX-DR-Z-2147

LEGEND

- Road Surface
- Granular Backfill
- Precast Concrete
- Thermal Sand
- CBGM Type material

Jacobs
Merrion House, Merrion Road, Dublin, D04R2C5, Ireland
Phone: +353 (0)1 269 5666 Fax: +353 (0)1 269 5497
www.jacobs.com

Client
EirGrid

Project
EAST MEATH NORTH DUBLIN GRID UPGRADE

Drawing title
400KV CABLE JOINT BAY PROPOSED DETAILS

Drawing status
FOR PLANNING

Scale
1:50 @ A3

Jacobs No.
321084AJ

Client No.
CP1021

Drawing number
321084AJ-JAC-ZZ-XX-DR-C-0002

Suitability
S2

DO NOT SCALE

Rev
P03